

# Inductive sensor

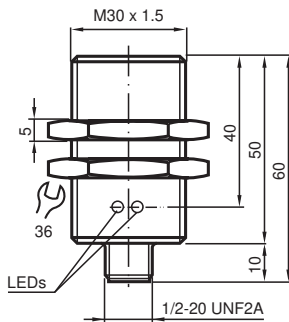
## NBB15-30GM50-WS-V12



- Basic series
- 15 mm flush
- 2-wire AC



### Dimensions



### Technical Data

#### General specifications

Switching function		Normally open (NO)
Output type		Two-wire
Rated operating distance	$s_n$	15 mm
Installation		quasi flush
Output polarity		AC
Assured operating distance	$s_a$	0 ... 12.15 mm
Actual operating distance	$s_r$	13.5 ... 16.5 mm
Reduction factor $r_{Al}$		0.33
Reduction factor $r_{Cu}$		0.28
Reduction factor $r_{304}$		0.81
Output type		2-wire

#### Nominal ratings

Operating voltage	$U_B$	20 ... 253 V
-------------------	-------	--------------

Release date: 2022-06-22 Date of issue: 2022-06-22 Filename: 801695\_eng.pdf

Refer to "General Notes Relating to Pepperl+Fuchs Product Information".

Pepperl+Fuchs Group  
www.pepperl-fuchs.com

USA: +1 330 486 0001  
fa-info@us.pepperl-fuchs.com

Germany: +49 621 776 1111  
fa-info@de.pepperl-fuchs.com

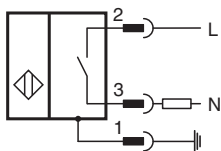
Singapore: +65 6779 9091  
fa-info@sg.pepperl-fuchs.com

**PF** PEPPERL+FUCHS

## Technical Data

Switching frequency	f	0 ... 20 Hz
Hysteresis	H	typ. 5 %
Reverse polarity protection		reverse polarity tolerant
Voltage drop	$U_d$	< 5 V ( $I_L > 50$ mA); < 8 V ( $I_L < 50$ mA)
Momentary current (20 ms, 0.1 Hz)		0 ... 1600 mA
Operating current	$I_L$	5 ... 200 mA
Off-state current	$I_r$	0 ... 1.7 mA
Operating voltage indicator		LED, green
Switching state indicator		LED, yellow
<b>Compliance with standards and directives</b>		
Standard conformity		
Standards		EN 60947-5-2:2007 IEC 60947-5-2:2007
<b>Approvals and certificates</b>		
UL approval		cULus Listed, General Purpose
CSA approval		cCSAus Listed, General Purpose
CCC approval		Certified by China Compulsory Certification (CCC)
<b>Ambient conditions</b>		
Ambient temperature		-25 ... 70 °C (-13 ... 158 °F)
<b>Mechanical specifications</b>		
Connection type		Connector plug 1/2"-20 UN , 3-pin
Housing material		brass, nickel-plated
Sensing face		PBT
Degree of protection		IP67
Note		1) In the temperature range below 0 °C, permissible operating voltage $U_b$ 80...253 V Safety fuse ≤ 0,2 A (quick-blow) according to IEC 60127-2 Sheet 1 Recommendation: after a short circuit, check that the device is functioning correctly.

## Connection



## Connection Assignment



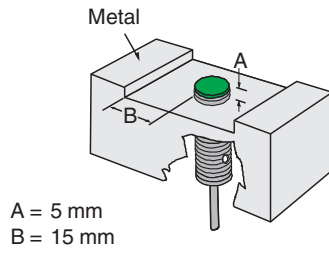
## Connection Assignment

Wire colors



- 1 | GN (green)
- 2 | RD/BK (red/black)
- 3 | RD/WH (red/white)

## Mounting

Installation conditions



## Accessories

	<b>BF 30</b>	Mounting flange, 30 mm
	<b>V12-G-YE2M-PVC</b>	Connecting cable, 1/2" - 20 UNF, 3-pin, PVC cable

Release date: 2022-06-22 Date of issue: 2022-06-22 Filename: 801695\_eng.pdf